

RANK

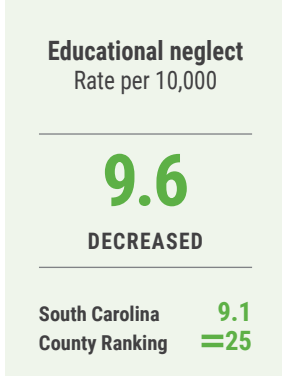
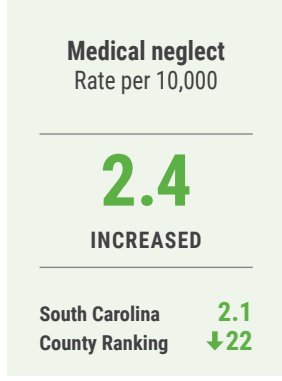
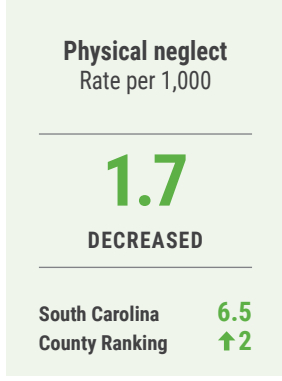
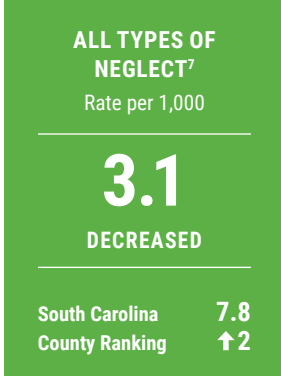
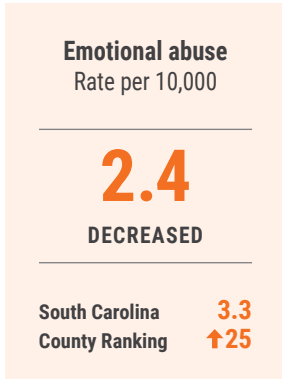
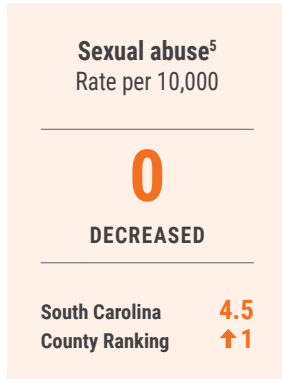
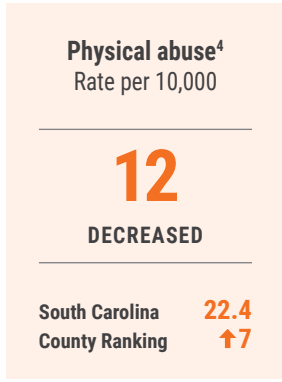
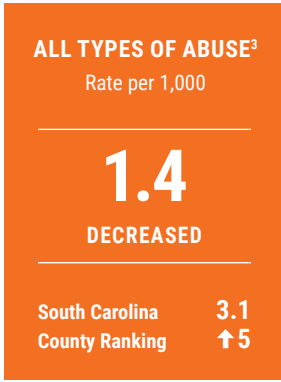
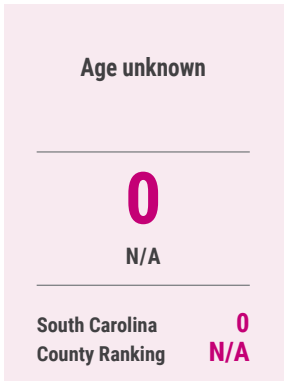
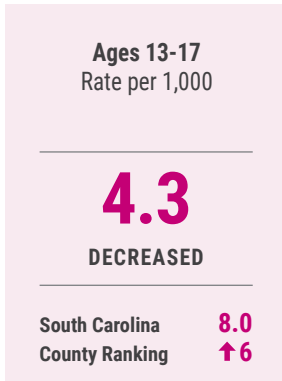
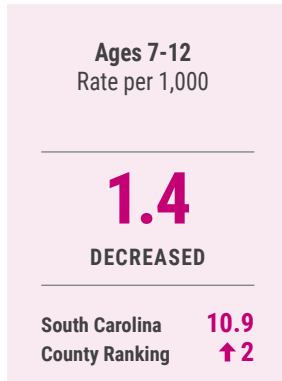
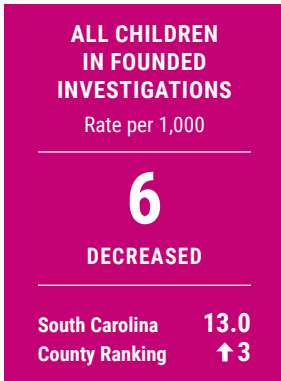
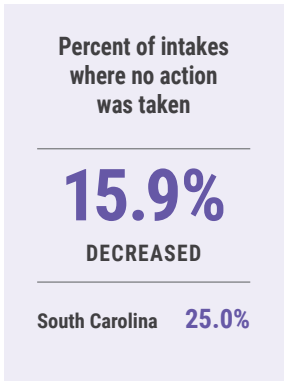
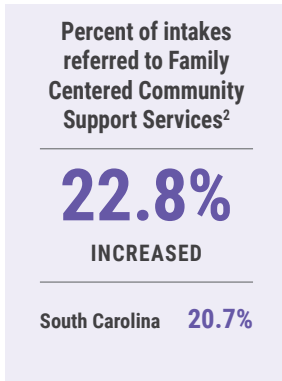
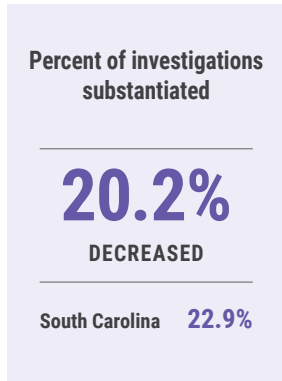
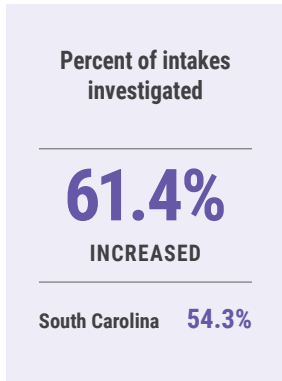
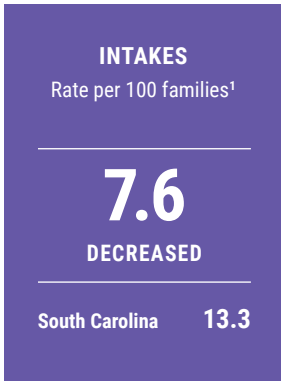
3 ↑

SALUDA COUNTY

Children under 18 years of age (2022)

Saluda County 4,163

South Carolina 1,122,689



SALUDA COUNTY

South Carolina County Rankings

All 46 counties are ranked from first (1) to last (46). In addition to the overall ranking, each county has a domain and indicator ranking.

1 Barnwell	11 Pickens	21 Chesterfield	31 Greenwood	41 Oconee
2 Edgefield	12 Calhoun	22 Colleton	32 Newberry	42 Chester
3 Saluda	13 Florence	23 Dorchester	33 Abbeville	43 Jasper
4 Lexington	14 Fairfield	24 Orangeburg	34 Cherokee	44 Marlboro
5 Aiken	15 Spartanburg	25 Horry	35 Charleston	45 Darlington
6 York	16 Greenville	26 McCormick	36 Union	46 Laurens
7 Beaufort	17 Bamberg	27 Kershaw	37 Marion	
8 Berkeley	18 Anderson	28 Lee	38 Hampton	
9 Lancaster	19 Georgetown	29 Richland	39 Dillon	
10 Allendale	20 Sumter	30 Clarendon	40 Williamsburg	

Why is this important?

Children’s Trust of South Carolina produces the child maltreatment profiles for each county in South Carolina. They are a resource for policymakers, researchers and organizations to understand the scope and nature of child maltreatment.

Child maltreatment is abuse and neglect that occurs to children under 18 years of age. It includes all types of physical, emotional, and sexual abuse in addition to all forms of neglect, negligence, and exploitation of children. This information can help community and state leaders develop strategies and policies to prevention maltreatment, protect child and support families in needs. They can also help allocate resources more effectively and tailor interventions to address specific issues.

Child maltreatment is preventable when there are protective and promotive factors that support families. It takes all of us working together to prevent child abuse and neglect. It is possible to build protective and promotive factors that benefit children, families, and communities in general, and to prevent child maltreatment.

How can this data be used?

Raise awareness about these statistics in your workplace, organization, and community.

Collaborate with your community to make data-driven decisions using this profile, including when developing a plan for action to prevent and address child maltreatment.

Advocate by using this profile for grant writing, policy statements, and presentations to key policy stakeholders in your community.

Where does the data come from?

County-level child maltreatment data comes from the South Carolina Department of Social Services (S.C. DSS). Data is released annually by the South Carolina DSS and can be found at <https://dss.sc.gov/about/data-and-resources/child-welfare-data/child-protective-services-data/>. Child maltreatment is likely to be underreported, suggesting that the true prevalence of child maltreatment is much higher.

1. Intakes rate per 100 families - This is not a percentage because one family can have multiple intakes in a single year. **2. Percent of intakes referred to Family Centered Community Support Services** - In January 2012, South Carolina Department of Social Services (S.C. DSS) developed the use of community services referred to as Family Centered Community Support Services to work with families who had been reported. Intake staff determined (1) there wasn't a safety threat to the child but (2) the family might benefit from some voluntary services to address potential risk factors. **3. All Abuse** - Includes excessive corporal punishment, emotional abuse, physical abuse, sexual abuse, and human trafficking. **4. Physical Abuse** - Includes physical abuse and excessive corporal punishment. **5. Sexual Abuse** - Does not include sex trafficking which is included in human trafficking. **6. Human Trafficking** - Includes sex trafficking and labor trafficking. Rates have increased sharply in the past years due to an increased focus on awareness and education around human trafficking. **7. All Neglect** - All Neglect Includes abandonment, contributing to the delinquency of a minor, educational neglect, medical neglect, and physical neglect. **8. Substantial risk for injury** - According to S.C. DSS, this category is separate from evidence of neglect or abuse and is not included in the rate for either neglect or abuse.