

YORK COUNTY

64%
report ACEs

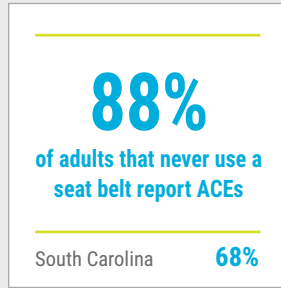
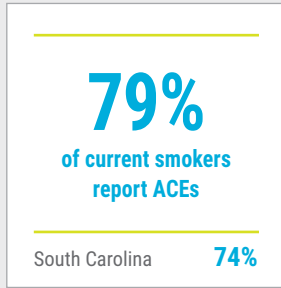
Top ACEs Reported

Emotional abuse - 34% Parental divorce/separation - 31% Household substance use - 29%

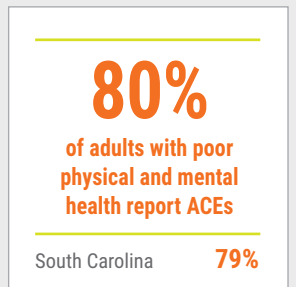



ACEs affect health and social outcomes.



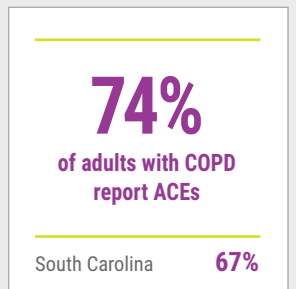


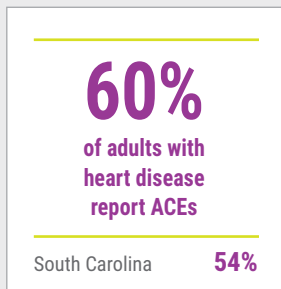
RISK BEHAVIORS



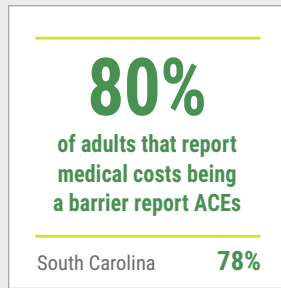
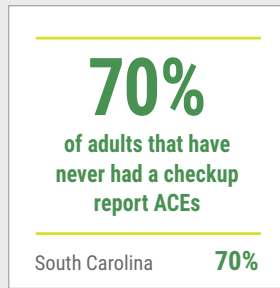
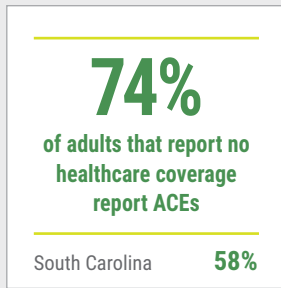

MENTAL HEALTH

CHRONIC DISEASE




HEALTHCARE ACCESS



ACEs can also affect a family's well-being.

66% make less than \$25,000 a year **72%** are unemployed **67%** only have a high school diploma

Note: Data was collected via the South Carolina Behavioral Risk Factor Surveillance System 2014-2016, managed locally by the South Carolina Department of Health and Environmental Control. S = data suppressed due to small sample size.

Total population for York County 18 and older = 201,415.

Empowering communities to prevent childhood adversity

Know. Learn. Plan. Advocate.

Why is this important?

This data profile shows the prevalence of adverse childhood experiences (ACEs) for adults in York County. An adult could have experienced one or more ACE throughout their childhood.

ACEs are serious childhood traumas that result in toxic stress, which can harm a child's brain and development. Toxic stress may prevent a child from learning, playing in a healthy way with other children, and can result in long term health problems. ACEs are common in South Carolina, which puts our population at risk for many poor health and social outcomes. We have the power to prevent this from happening.

The data in this county profile provides a snapshot of the different outcomes ACEs are associated with, and can be used as a tool to empower action in our communities.

What can you do?

- **Collaborate** with your community to make data-driven decisions using this profile, including when developing a plan for action to address ACEs.
- **Educate** by raising community awareness about these statistics.
- **Advocate** by using this profile for grant writing, policy statements, and presentations to key policy stakeholders in your community.

How can you learn more?

Children's Trust can assist you and your community in your efforts to prevent the negative consequences of ACEs:

- **Hold an ACE training**
- **Screen the films Paper Tigers or Resilience**
- **Have a community conversation**
- **Review ACE questions and research**

Where does the data come from?

South Carolina's ACE data comes from the Behavioral Risk Factor Surveillance System (BRFSS) which is a national health survey administered by the Centers for Disease Control and Prevention. The BRFSS is a phone-based survey that asks residents of South Carolina older than 18 to answer questions about a wide variety of health and social conditions.

In 2014, Children's Trust of South Carolina partnered with South Carolina's Department of Health and Environmental Control (S.C. DHEC) to collect data from South Carolina adults on exposure to ACEs.

ACE types assessed:

- Physical abuse
- Sexual abuse
- Emotional abuse
- Mental illness
- Household substance use
- Incarceration
- Parental divorce/separation
- Domestic violence

Responses to ACE questions only indicate whether a participant has experienced a particular ACE, not how severe or frequently it occurred.

ACEs and other BRFSS data are weighted to be representative of the South Carolina adult population. This means that the data presented in profile is representative of the adult population within that county, which is important to consider when drawing conclusions about the data.